

Electra Private Equity PLC



Investment Objective

Electra Private Equity (“Electra”) has specialised in private equity for over 30 years and has achieved investment returns substantially in excess of the FTSE All-Share Index over the last 10 years. Electra targets a rate of return on equity of between 10% and 15% per annum over the long term by investing in a number of value creating transactions. This it does through its Investment Manager, Electra Partners, which aims to balance the risk profile across a broad range of investment sectors and a variety of financial instruments. Electra Partners will also actively manage Electra’s total capital position and levels of gearing in light of prevailing economic conditions.

Why Invest?

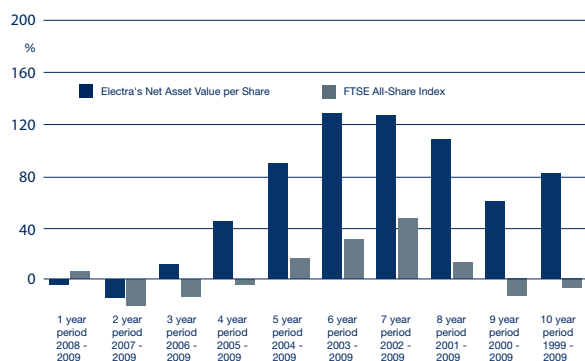
To gain exposure to a private equity fund which has produced superior returns over the past 10 years.

Electra invests in a wide range of transaction types from buy-outs to development capital. Electra is not sector specific preferring to remain flexible and consider all types of transactions, including those that are complex. Electra will invest in property, growth and acquisition capital and provide mezzanine finance.

Electra will also consider investing in specific funds managed by a third party or co-investing with private equity managers with whom the Investment Manager has developed a long-standing relationship.

10 Year Period to 30 September 2009

Over the 10 year period Electra has produced a growth in net asset value of 81% compared to a decrease in the FTSE All-Share Index of 7%.

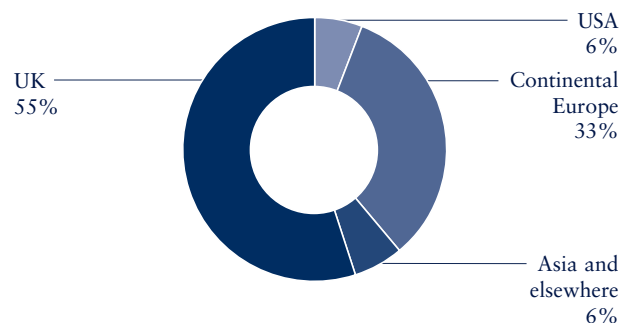


Each period of performance is based on the opening net asset value per share at 30 September. The net asset value per share for the years 1997 to 2004 are as previously reported under UK GAAP. The net asset value per share for the years 2005 and 2006 are on an IFRS basis.

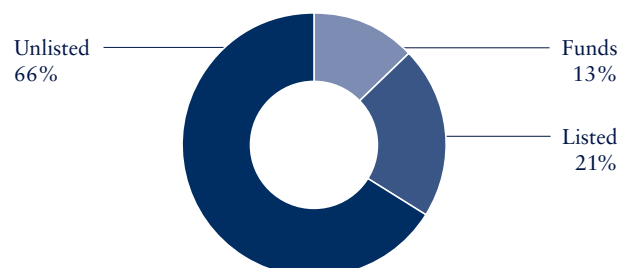
Key Statistics as at 30 September 2009

Launched	-	1976
Total Net Assets	-	£607.9m
Share Price	-	1,224p
NAV	-	1,720p
Market Cap	-	£432.5m
Discount	-	28.9%
Dividend	-	No dividend was paid in the 12 months to 30.09.09
Ordinary Dividend Year End	-	0.0% yield 30 September
Management Fee Rate	-	1.5% pa on investments paid quarterly in advance. Terminable at 12 months notice by either party.
Total Expense Ratio	-	2.6% (FY 2008/2009)

Geographical Spread of Assets 30 September 2009



Investment Portfolio - £547m 30 September 2009



Electra Private Equity PLC



Investment Manager

Electra Partners is an independent, private equity fund manager based in London. Electra Partners has been investing and managing the assets of our clients for over 15 years. As at 30 September 2009 it had funds under management and available investment capacity of over £900 million. Electra Partners has accumulated considerable expertise and built a strong track record in private equity investments.

Fund Managers

For Electra Partners on behalf of Electra Private Equity: Hugh Mumford, Tim Syder, David Symondson, Rhian Davies, Philip Dyke and Steve Ozin.

Private Investor Contact

Electra Private Equity PLC
 Paternoster House
 65 St Paul's Churchyard
 London EC4M 8AB
 t +44 (0)20 7306 3883
 f +44 (0)20 7214 4201
 e info@electraequity.com

Further Information

For further information please visit our website
www.electraequity.com

SEDOL Number / Ticker

0308544 / ELTA

Schedule of Top Twenty Direct Investments at 30 September 2009

	Fair value of holding	
	£000	%
Allflex Holdings	50,749	10.7
Baxi Holdings	41,299	8.7
London & Stamford Property †	38,016	8.0
Promontoria	30,385	6.4
MPS	21,475	4.5
Lil-lets Group	21,149	4.5
Credit Opportunities	20,586	4.3
Labco	20,346	4.3
Nuaire	19,155	4.0
Volution (Vent-Axia)	15,840	3.3
Zensar Technologies †	15,550	3.3
Dinamia †	12,747	2.7
CH Pharma	12,676	2.7
Moser Baer †	12,606	2.7
Thermocoax	12,528	2.6
Pine	8,900	1.9
Amtico	6,456	1.4
Capital Safety Group	6,250	1.4
Orthofix †	6,025	1.4
Supervia	5,469	1.2
	378,207	80.0

† Listed

The investments shown above represent 80% of the Group's direct investments, which total £474m, excluding floating rate notes, liquidity funds and accrued income.

Corporate Stockbroker

JP Morgan Cazenove

Investment Performance Information

Please remember that past performance is not necessarily a guide to the future and that the value of shares and the income from them can go down as well as up. Exchange rates may also cause the value of underlying overseas investments to go down as well as up. Where investment is made in emerging markets, their potential volatility may increase the risk to the value of, and the income from the shares. Investments in technology related stocks can be more volatile than investments in more established companies. The principal investments held by Electra are private equity investments, property and private equity funds which are illiquid assets. Above average share price movements can be expected.

As part of its investment strategy, Electra may from time to time use bank borrowings (known as gearing) to finance the purchase of investments for its portfolio. In addition, Electra's underlying investments may themselves be heavily geared which may mean that the valuation of these investments will therefore be affected by the level of interest rates and by the level of equity markets. The level of gearing of Electra itself and by its underlying investments may, depending on the sums involved, have a significant impact on the value of Electra's shares, such that you may not get back the amount you originally invested.

The share price of Electra may trade at a discount to the underlying net asset value of the shares.

No information contained in this publication shall form the basis of, or be relied upon in connection with, any offer or commitment whatsoever in any jurisdiction. Nothing in this publication constitutes an offer to sell or a solicitation of any offer to buy any securities of Electra Private Equity Plc in the United States or any other jurisdiction.